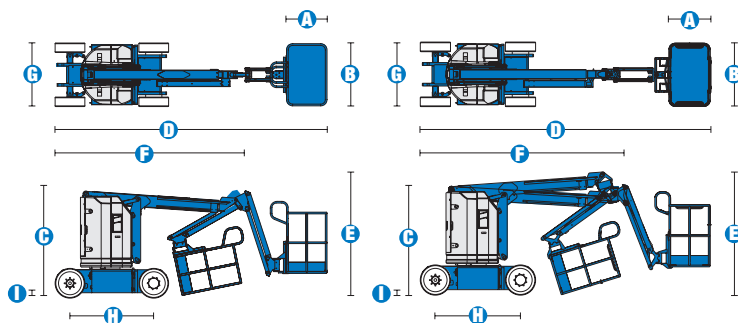


### Specifications



MODELS	Z™-30/20N		Z™-30/20N RJ	
MEASUREMENTS	Metric	US	Metric	US
Working height maximum*	11.14 m	36 ft	10.89 m	35 ft 2 in
Platform height maximum	9.14 m	30 ft	8.89 m	29 ft 2 in
Horizontal reach maximum	6.53 m	21 ft 5 in	6.25 m	20 ft 6 in
Up-and-over clearance	3.86 m	12 ft 8 in	3.86 m	12 ft 8 in
<b>A</b> Platform length	76 cm	2 ft 6 in	76 cm	2 ft 6 in
<b>B</b> Platform width	1.17 m	3 ft 10 in	1.17 m	3 ft 10 in
<b>C</b> Height - stowed	2 m	6 ft 6.5 in	2 m	6 ft 6.5 in
<b>D</b> Length - stowed	5.11 m	16 ft 9 in	5.31 m	17 ft 5 in
<b>E</b> Storage height	2.08 m	6 ft 10 in	2.24 m	7 ft 4 in
<b>F</b> Storage length	3.5 m	11 ft 6 in	3.66 m	12 ft
<b>G</b> Width	1.19 m	3 ft 11 in	1.19 m	3 ft 11 in
<b>H</b> Wheelbase	1.60 m	5 ft 3 in	1.60 m	5 ft 3 in
<b>I</b> Ground clearance - centre	9 cm	3.5 in	9 cm	3.5 in

PRODUCTIVITY				
Lift capacity	227 kg	500 lbs	227 kg	500 lbs
Platform rotation	180°	180°	180°	180°
Vertical jib rotation	139°	139°	139°	139°
Horizontal jib rotation	—	—	200°	200°
Turntable rotation	355° non-continuous		355° non-continuous	
Turntable tailswing	zero	zero	zero	zero
Drive speed - stowed	4.8 km/h	3.0 mph	4.8 km/h	3.0 mph
Drive speed - raised**	1.1 km/h	0.68 mph	1.1 km/h	0.68 mph
Gradeability***	35%	35%	35%	35%
Turning radius - inside	1.65 m	5 ft 5 in	1.65 m	5 ft 5 in
Turning radius - outside	3.23 m	10 ft 7 in	3.23 m	10 ft 7 in
Controls	24 V DC proportional		24 V DC proportional	
Tyres - solid non-marking	56x18x45 cm	22x7x17.75 in	56x18x45 cm	22x7x17.75 in

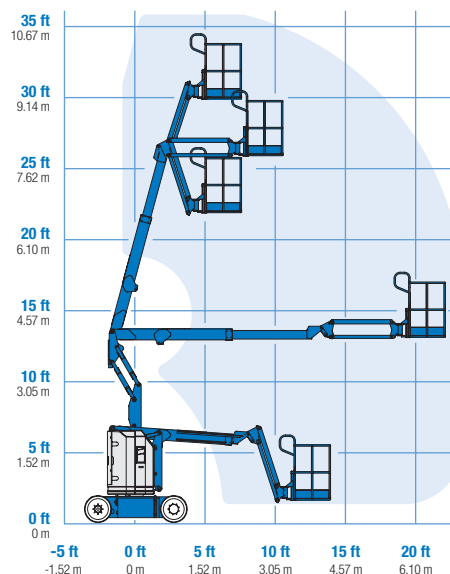
POWER				
Power source	48 V DC (Eight 6 V batteries 350 Ah capacity)		48 V DC (Eight 6 V batteries 350 Ah capacity)	
Auxiliary power unit	24 V DC	24 V DC	24 V DC	24 V DC
Hydraulic tank capacity	15.1 L	4 gal	15.1 L	4 gal

WEIGHT****				
	6,427 kg	14,170 lbs	6,450 kg	14,220 lbs

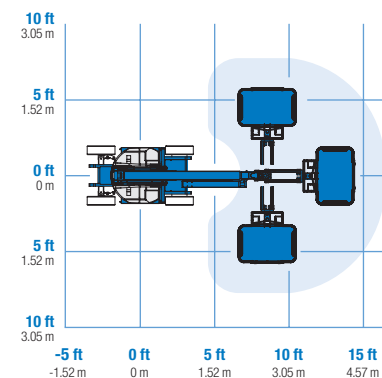
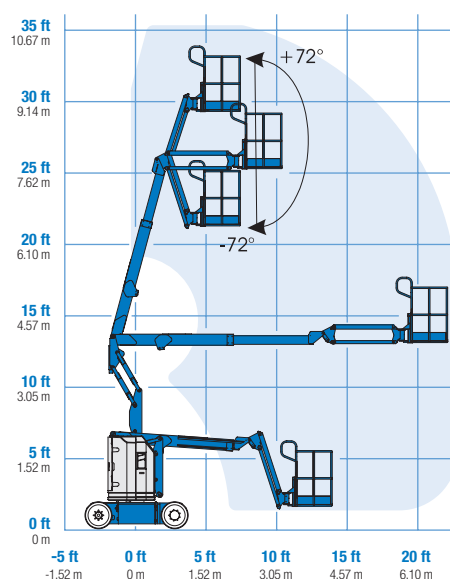
### STANDARDS COMPLIANCE CE EN280, PB-10-611-03

\* The metric equivalent of working height adds 2 m to platform height. U.S. adds 6 ft to platform height.  
 \*\* In lift mode \*(platform raised), the machine is designed to operate on firm, level surfaces only.  
 \*\*\* Gradeability applies to driving on slopes. See Operator's Manual for details regarding slope ratings.  
 \*\*\*\* Weight will vary depending on options and/or country standards.

### RANGE OF MOTION Z™-30/20N



### RANGE OF MOTION Z™-30/20N RJ



## Features

### EASILY CONFIGURED TO MEET YOUR NEEDS

#### PLATFORM

- Steel 1.17 m (3 ft 10 in) (standard)

#### JIB OPTIONS

- 1.22 m (4 ft) jib boom
- 1.22 m (4 ft) horizontal rotating jib boom

#### POWER

- 48 V DC power source

#### DRIVE

- 2 x 4

#### TYRES

- Solid rubber non-marking

### STANDARD FEATURES

#### MEASUREMENTS

##### Z™-30N

- 11.14 m (36 ft) working height
- 6.53 m (21 ft 5 in) horizontal reach
- 3.86 m (12 ft 8 in) up-and-over clearance
- Up to 227 kg (500 lb) lift capacity

##### Z™-30N RJ

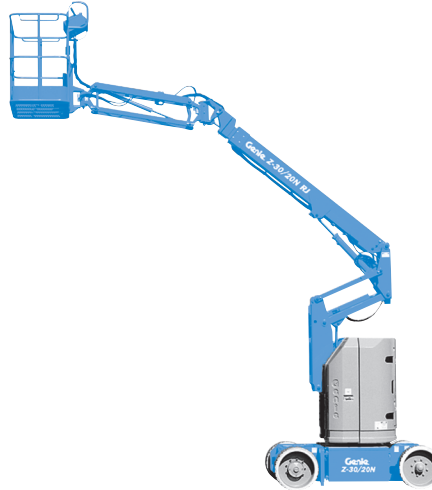
- 10.89 m (35 ft 2 in) working height
- 6.25 m (20 ft 6 in) horizontal reach
- 3.86 m (12 ft 8 in) up-and-over clearance
- Up to 227 kg (500 lb) lift capacity

#### PRODUCTIVITY

- 1.22 m (4 ft) jib boom with 139° working range
- Self-levelling platform
- Hydraulic platform rotation
- Fully proportional controls
- Drive enable
- AC power to platform
- Horn
- Hour meter
- Tilt alarm
- 355° non-continuous turntable rotation
- Zero tailswing and front arm swing
- Sep-Ex drive system
- Certified load sensor

#### POWER

- 48 V DC deep cycle battery pack
- 24 V DC auxiliary power
- 25 Amp 48 V battery charger



### OPTIONS & ACCESSORIES

#### PRODUCTIVITY

- Platform swing gate
- Half-mesh platform inserts with swing gate
- Air line to platform
- Deluxe aircraft protection package (Z30N only)
- Tool tray
- Fluorescent tube caddy
- Pipe cradle (pair)
- Alarm package
- Platform work lights
- Lockable platform control box covers

#### POWER

- Battery charge indicator (BCI)
- Low voltage interrupt with BCI

#### Distributed By:

### European Offices

#### UK

The Maltings  
Wharf Road  
Grantham NG31 6BH  
UK  
Tel: +44 (0)1476 584333  
Fax: +44 (0)1476 584334

#### France

10, ZA de la Croix St. Mathieu  
28320 Gallardon  
France  
Tel: +33 (0)2 37 26 09 99  
Fax: +33 (0)2 37 26 09 98

#### Germany

Finienweg 3  
28832 Achim/Bremen  
Germany  
Tel: +49 (0)4202 8852-0  
Fax: +49 (0)4202 8852-25

#### Spain

Gaià 31, Pol. Ind. Plà d'en Coll  
08110 Montcada i Reixac  
Barcelona  
Spain  
Tel: +34 93 572 50 90  
Fax: +34 93 572 50 91

#### Scandinavia

Tagenevägen 72  
425 37 Hisings Kärra  
Sweden  
Tel: +46 31 57 51 00  
Fax: +46 31 57 90 20

### Genie United States

18340 NE 76th Street  
P.O. Box 97030  
Redmond, Washington 98073-9730  
USA  
Tel: +1 425 881-1800  
Fax: +1 425 883-3475

**WEB:** [www.genieindustries.com](http://www.genieindustries.com)  
**Email:** [infoeurope@genieind.com](mailto:infoeurope@genieind.com)